

IVD solutions through partnership



CHROMagar™ Mastitis

For isolation and differentiation of the main pathogens involved in Mastitis infections

● CHROMagar™ Mastitis

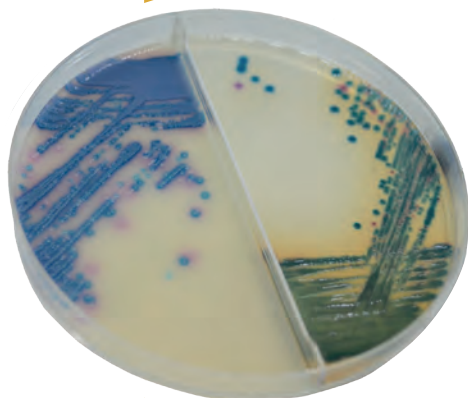
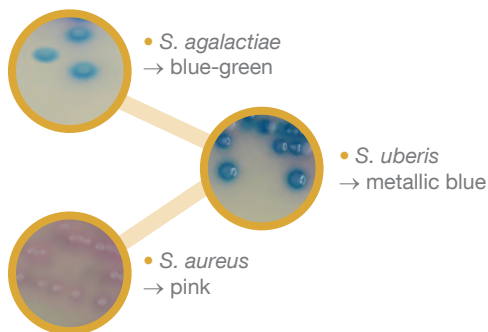
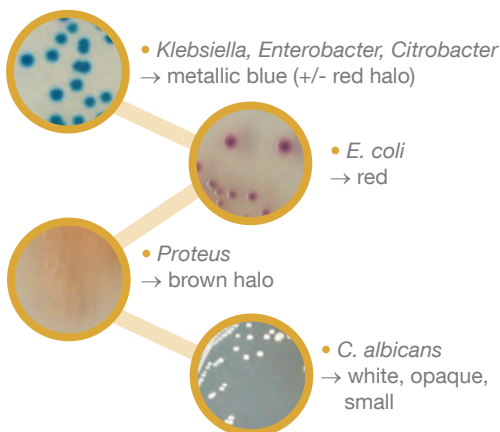


Plate Reading

CHROMagar™ Mastitis GP



CHROMagar™ Mastitis GN



Manufacturer:

CHROMagar
4 place du 18 juin 1940 75006 Paris - France
e-mail: CHROMagar@CHROMagar.com
www.CHROMagar.com

For isolation and differentiation of the main pathogens involved in Mastitis infections

Background

Lack of Mastitis infection's spread control in cattle is known as a cause of heavy economic losses to milk producers and to the dairy industry. Mastitis causes a reduction in the quantity and quality of milk output, increased veterinary expenses due to excessive use of medications, increased risk of residues in the milk or meat and, consequently, the possibility of damage to public health.

Estimated costs per infection of clinical Mastitis go from \$178 to \$489 depending on milk prices, level of production in affected cows and stage of lactation when the disease occurred. In fact, the most common causes of antibiotic use in dairy cows are the treatment and prevention of mastitis.

In order to avoid the indiscriminate use of antibiotics in cattle and reduce the economic burden of clinical mastitis, it is critical to implement an on-farm rapid identification of milk pathogens.

CHROMagar™ Mastitis is a new commercially available tool for the rapid and simple differentiation of the main bacteria involved in Mastitis infections. It is supplied as a kit with two different media, one for the gram positive bacteria, and the other for the gram negative bacteria.

Medium Performance

- 1 Colorful differentiation of the main pathogenic bacteria** facilitating the choice of appropriate and optimised therapies.
- 2 24 h detection** minimising the time to make the best treatment decisions.
- 3 Two-in-one-plate** allowing in one glance the identification of the whole spectrum of gram positive and gram negative bacteria.

Medium Description

CHROMagar™ Mastitis GP	Total	42.4 g/L
	Agar	15.0
Powder Base	Peptone and yeast extract	20.0
	Salts	5.0
	Chromogenic and selective mix	2.4
	Storage at 15/30 °C - pH: 6.9 +/-0.2	
	Shelf Life	> 18 months
Supplement	Growth factors	8 mL/L
	Storage at 15/30 °C	
	Shelf Life	> 18 months
CHROMagar™ Mastitis GN	Total	33.2 g/L
	Agar	15.0
Powder Base	Peptone and yeast extract	17.0
	Chromogenic and selective mix	1.2
	Storage at 15/30 °C - pH: 7.0 +/-0.2	
	Shelf Life	> 18 Months

Usual Samples	Milk
Procedure	Direct Streaking. Incubation at 37 °C, 18-24 h. Aerobic condition.
Please read carefully the instructions for use (IFU document) available on www.CHROMagar.com	

Distributed by:
Mast Diagnostica GmbH
Feldstraße 20
DE-23858 Reinfeld

Tel: +49 (0)4533 2007 0
Fax: +49 (0)4533 2007 68
e-mail: mast@mast-diagnostica.de
www.mast-group.com

Ordering Information

Product	Order Code
CHROMagar™ Mastitis dry media, 5 liter	15MS252
CHROMagar™ Mastitis ready to use plates, 20 pcs.	202034