

For Veterinary Research Use Only

VET-SAA 'Eiken'



► Reactive to various species

The antibodies are selected to react with multispecies SAA.

► Applicable to clinical chemistry analyzers

The reagents can be applied to most clinical chemistry analyzers in the market.

Serum amyloid A (SAA) is an apolipoprotein associated in HDL and has 11.4 kDa molecular weight. In a wide range of species SAA has been classified as one of the major acute-phase protein. Moreover, the amino acid sequence has high homology between animals. SAA increases more than 10 to 1000 times by bacterial infection, viral infection, stress, trauma, inflammation, surgery, tumors, autoimmune diseases and tissue necrosis. Also, the level of SAA is considered to reflect healing of the inflammation. The increase of equine SAA occurs within 12 hours after induction and the level may decrease in response to recovery.

References

Jacobsen S, Andersen PH. The acute phase protein serum amyloid A (SAA) as a marker of inflammation in horses. *EqVet Educ* 2007;19:38–46.

Sack GH Jr. Serum amyloid A—a review. *Mol Med (Cambridge, Mass)* 2018;24:46.

Method	Latex turbidimetric immunoassay
Intended Use	For measurement of Serum Amyloid A (SAA) in animal serum or plasma
Measurement range	5-200 mg/L

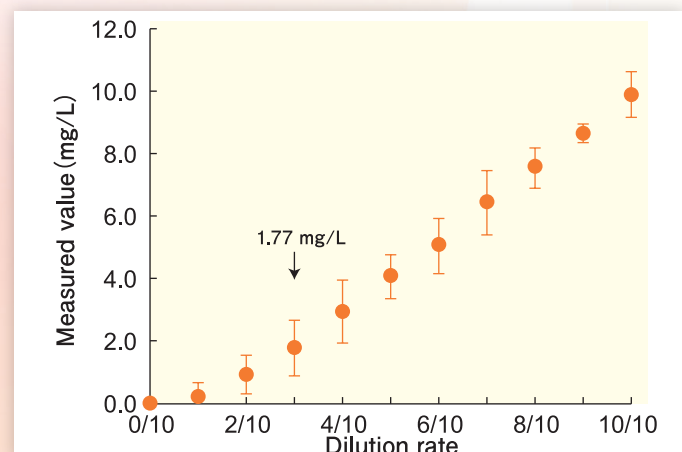
Analytical performance data (Hitachi 7180)

► Intra-assay precision (human recombinant SAA)

	Control 1	Control 2
n	10	10
Mean	9.81	47.84
S.D.	0.27	0.77
C.V.(%)	2.75	1.61
Max.	10.2	49.0
Min.	9.4	46.7
Range	0.8	2.3

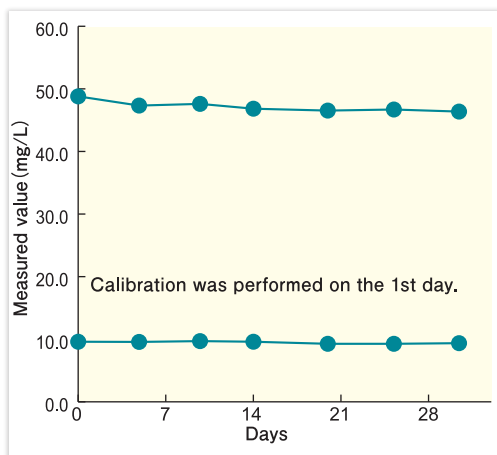
(mg/L)

► Limit of detection (2.6 S.D. method, human recombinant SAA)

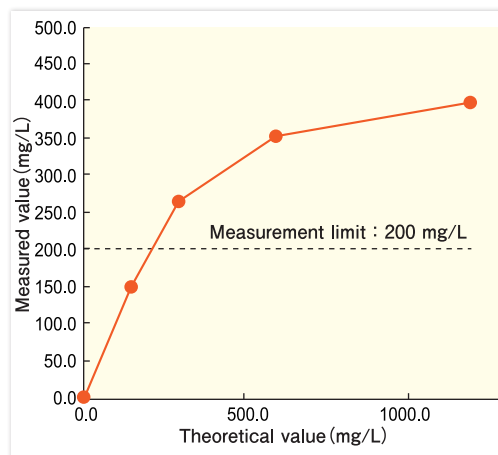


EIKEN CHEMICAL CO., LTD.

▶ On board stability (human recombinant SAA)



▶ High dose hook effect



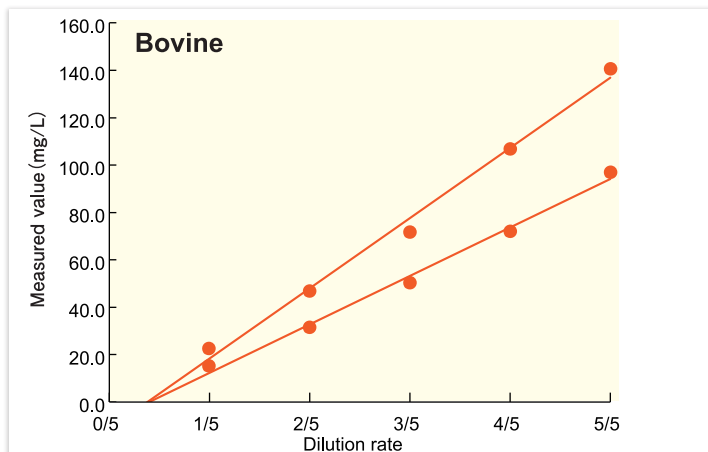
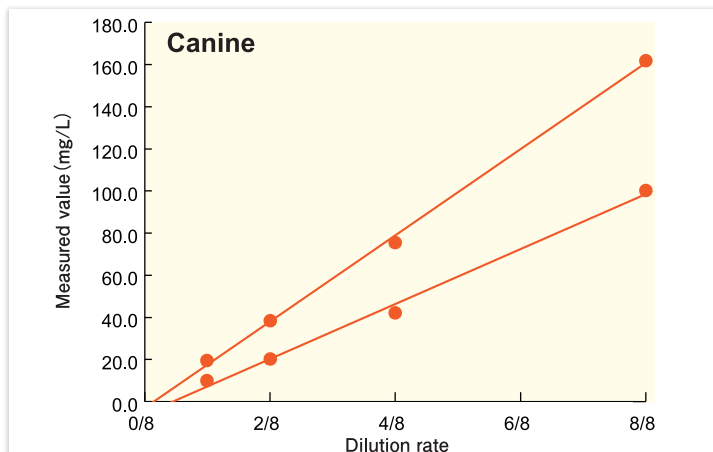
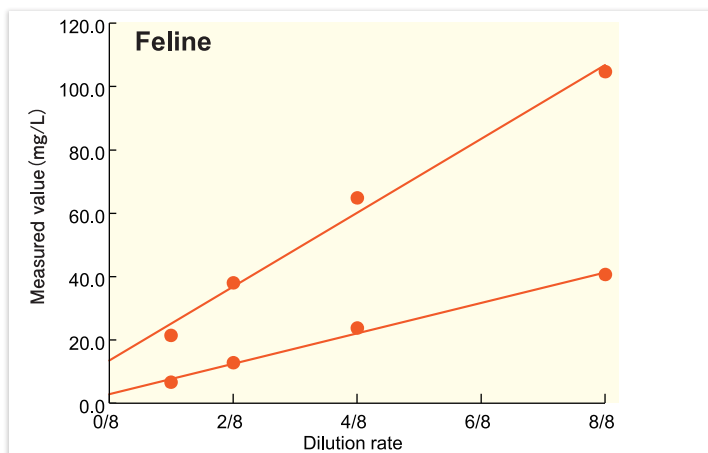
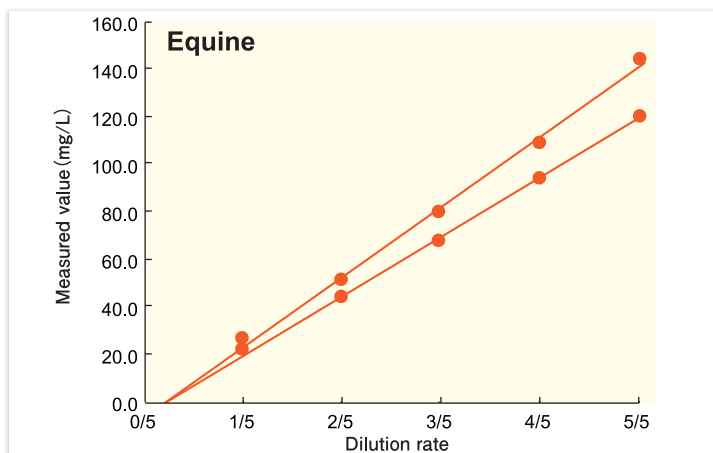
▶ Interfering Substances

No significant interferences up to levels indicated.

Conjugated bilirubin	20 mg/dL
Free bilirubin	20 mg/dL
Hemoglobin	500 mg/dL
Chyle	2,000 FTU*
Rheumatoid factor	500 IU/mL
Sodium fluoride	1,000 mg/dL
Sodium citrate	1,000 mg/dL
Heparin sodium	40 mg/dL
EDTA · 2Na	500 mg/dL

*FTU: Formazin Turbidity Units

▶ Linearity of each animal serum examples



Code No.	Product name	Contents	Storage	Shelf life
V-SZ51	VET-SAA 'Eiken' Reagent	R1 : 2 × 20 mL R2 : 2 × 20 mL	2-10 °C	1 year
V-SZ90	VET-SAA Calibrator Set	Calibrator : 5 × 1 mL Lysis buffer : 1 × 12 mL	2-8 °C	1 year
V-SZ91	VET-SAA-QC-Low	Control : 5 × 1 mL Lysis buffer : 1 × 12 mL	2-8 °C	1 year
V-SZ92	VET-SAA-QC-High	Control : 5 × 1 mL Lysis buffer : 1 × 12 mL	2-8 °C	1 year



Corporate website
(Product information)



EIKEN CHEMICAL CO., LTD.

4-19-9, Taito, Taito-ku, Tokyo 110-8408, Japan
<http://www.eiken.co.jp/en>

9283 AKMK

November, 2019